




**Wire AWG for Molex Picoblade and JST based Connectors**

Silicone Wire				Connector/ Pin				
Wire	Cold Amp.	Warm	Hot Amp.	Type	Common Name Use	Pin Spacing	AWG	Amp
32	0.8	2	4	JST-SH	Nano or Micro Mini (UMX Micro Planes) ( Flight Controller )	1mm	32 30 28	0.8 0.8 1
30	0.8	3	5		( Video cable )		26	1.25
				JST-GH	Locking Housing	1.25mm	32 - 26	1
28	1	4	6	Molex Picoblade	Futaba Micro ( 3/4 /6 pin Camera ) ( Video cable )	1.25mm	24 - 30 32	1 0.8
				Hirose DF-13		1.25mm	26 - 32	1
26	1.25	5	7	JST-ZH	Micro (Spectrum Satellite)	1.5mm		1
				JST-PH		2mm		2
24	3	7	10	Molex 51005/51006		2mm		2
				JST-RCY	JST ( Common Red 2 Pin Power)	2.5mm	22 - 26 28	3 1
22	8	10	13	JST-XH	Lipo Balance Plug	2.5mm	22	3
20	10	15	20	Standard Servo	Standard Futaba and JR Servo pin ( Heavy Duty and long extensions use AWG 20 )	2.54mm (0.1")	22 - 28	3



JST-PH and JST-XH standard servo pins



## Common Plugs for RC Models

Note - Usually Gender is based on the metal pins not on the housing's.

JST's gender is based on housing.

### Standard Bullet Connectors



### 4.0mm Standard Bullet Connectors

### XT Connector's



XT30 Male Plug (on ESC )



XT63 Female Plug (on Battery)



XT60 Male Plug (on ESC )



XT60 Female Plug (on Battery)



XT90 Male Plug (on ESC ) XT90 Female Plug (on Battery)




Relative Size of XT plugs



Connector XT150 6mm Red



**Connector XT150 6mm Black**




Copyright Hyperion 2015

**3.5mm Male EC3 Connector (large housing to ESC, charger etc.)**



Copyright Hyperion 2015

**Female EC3 (small housing to battery)**



3P EC5 Connector



2P EC5 Connector



EC3 Connector



EC2 Connector



New EC3 Connector



New EC5 Connector



**HXT 4mm** (Be careful with the polarity of these plugs.)

**Warning** if using multiple batteries in a model ,it is possible to connect two batteries together in a short circuit.



**Battery Terminal 4.0mm gold connector**

\* Positive / Red lead = FEMALE pin inside large size connector tube

\* Negative / Black lead = MALE pin inside small size connector tube.



Copyright Hyperion 2015

**ESC, Charger, Motor , Load etc, 4.0mm gold connector**

\* Positive / Red lead = MALE pin inside small size connector tube.

\* Negative / Black lead = FEMALE pin inside large size connector tube





**JST RCY Connector**



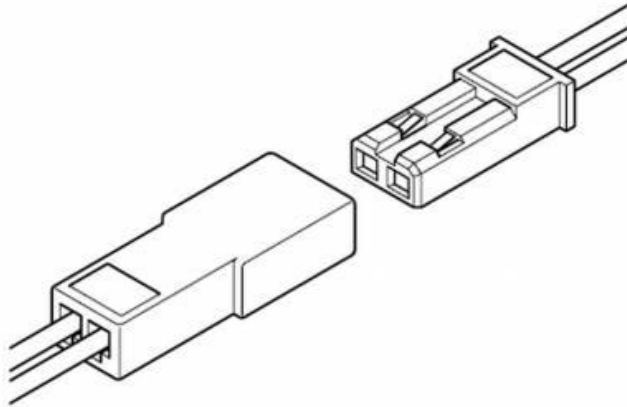
Copyright Hyperion 2015

**JST Male housing connector** (note gender based on housing not pin)



Copyright Hyperion 2015

**JST female housing connector** (note gender based on housing not pin)




**Polarity**



**Male Housing (female pin) on Battery**



**Female Housing (male pin) on ESC/Motor etc.**



**Connector Balance JST-XH 4S**




**Servo Connector (Futaba)**

Female Housing (with Male pins)



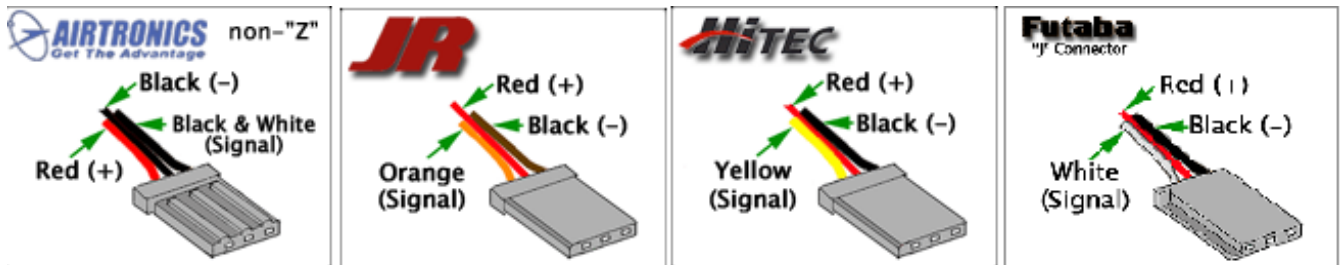
Male Housing (with Female pins)



Connector Futaba gold plated pair



Futaba RX Battery Connector



Four Common Servo Wiring codes.